
AutomotiveUI '16 WIP & Demo Sample File: Note Initial Caps

First Author

University of Author
Authortown, CA 94022, USA
author1@anotherco.edu

Second Author

VP, Authoring
Authorship Holdings, Ltd.
Awdur SA22 8PP, UK
author2@author.ac.uk

Third Author

Fourth Author
Lēkhaka Interaction Labs
Bengaluru 560 080, India
author3@anotherco.com
author4@hchi.anotherco.com

Fifth Author

YetAuthorCo, Inc.
Authortown, BC V6M 22P
Canada
author5@anotherco.com

Sixth Author

Université de Auteur-Sud
40222 Auteur France
author6@author.fr

Seventh Author

Department of Skrywer
University of Umbhali
Cape Town, South Africa
author7@umbhaliu.ac.za

Abstract

UPDATED—September 20, 2016. This sample paper describes the formatting requirements for SIGCHI Extended Abstract Format, and this sample file offers recommendations on writing for the worldwide SIGCHI readership. Please review this document even if you have submitted to SIGCHI conferences before, as some format details have changed relative to previous years. Abstracts should be about 150 words. Required.

Author Keywords

Authors' choice; of terms; separated; by semicolons; include commas, within terms only; required.

ACM Classification Keywords

H.5.m [Information interfaces and presentation (e.g., HCI)]: Miscellaneous; See [<http://acm.org/about/class/1998/>]: for full list of ACM classifiers. This section is required.

Introduction

This format is to be used for submissions that are published in the conference publications. We wish to give this volume a consistent, high-quality appearance. We therefore ask that authors follow some simple guidelines. In essence, you should format your paper exactly like this document. The easiest way to do this is to replace the content with your own material.

Paste the appropriate copyright/license statement here. Please see the confirmation message from rightsreview@acm.org upon the completion of the assigned ACM eform for the text to include here. (Copyright text).
AutomotiveUI'16 Adjunct Proceedings, October 24–26, 2016, Ann Arbor, MI, USA.
ACM (ISBN)/16/10.
([PROVIDEDDOI](#))

Good Utilization of the Side Bar

Preparation: Do not change the margin dimensions and do not flow the margin text to the next page.

Materials: The margin box must not intrude or overflow into the header or the footer, or the gutter space between the margin paragraph and the main left column. The text in this text box should remain the same size as the body text. Use the `\vspace` command to set the margin note's position.

Images & Figures: Practically anything can be put in the margin if it fits. Use the `\marginparwidth` constant to set the width of the figure, table, minipage, or whatever you are trying to fit in this skinny space.

ACM Copyrights & Permission

Accepted extended abstracts and papers will be distributed in the Conference Publications. They will also be placed in the ACM Digital Library, where they will remain accessible to thousands of researchers and practitioners worldwide. To view the ACM's copyright and permissions policy, see: http://www.acm.org/publications/policies/copyright_policy.

Page Size

All SIGCHI submissions should be US letter (8.5 × 11 inches). US Letter is the standard option used by this \LaTeX template.

Text Formatting

Please use an 8.5-point Verdana font, or other sans serifs font as close as possible in appearance to Verdana in which these guidelines have been set. Arial 9-point font is a reasonable substitute for Verdana as it has a similar x-height. Please use serif or non-proportional fonts only for special purposes, such as distinguishing `source code` text.

Text styles

The \LaTeX template facilitates text formatting for normal (for body text); heading 1, heading 2, heading 3; bullet list; numbered list; caption; annotation (for notes in the narrow left margin); and references (for bibliographic entries). Additionally, here is an example of footnoted¹ text. As stated in the footnote, footnotes should rarely be used.

Language, style, and content

The written and spoken language of SIGCHI is English. Spelling and punctuation may use any dialect of English (e.g., British, Canadian, US, etc.) provided this is done consistently. Hyphenation is optional. To ensure suitability for

¹ Use footnotes sparingly, if at all.



Figure 1: Insert a caption below each figure.

Name	Test Conditions		
	First	Second	Final
Marsden	223.0	44	432,321
Nass	22.2	16	234,333
Borriello	22.9	11	93,123
Karat	34.9	2200	103,322

Table 1: Table captions should be placed below the table. We recommend table lines be 1 point, 25% black. Minimize use of table grid lines.

an international audience, please pay attention to the following:

- Write in a straightforward style. Use simple sentence structure. Try to avoid long sentences and complex sentence structures. Use semicolons carefully.
- Use common and basic vocabulary (e.g., use the word “unusual” rather than the word “arcane”).
- Briefly define or explain all technical terms. The terminology common to your practice/discipline may be different in other design practices/disciplines.
- Spell out all acronyms the first time they are used in your text. For example, “World Wide Web (WWW)”.
- Explain local references (e.g., not everyone knows all city names in a particular country).




Figure 2: In this image, the cats are tessellated within a square frame. Images should also have captions and be within the boundaries of the sidebar on page 2. Photo: © jofish on Flickr.

- Explain “insider” comments. Ensure that your whole audience understands any reference whose meaning you do not describe (e.g., do not assume that everyone has used a Macintosh or a particular application).
- Explain colloquial language and puns. Understanding phrases like “red herring” requires a cultural knowledge of English. Humor and irony are difficult to translate.
- Use unambiguous forms for culturally localized concepts, such as times, dates, currencies, and numbers (e.g., “1-5- 97” or “5/1/97” may mean 5 January or 1 May, and “seven o’clock” may mean 7:00 am or 19:00). For currencies, indicate equivalences: “Participants were paid ₩ 25,000, or roughly US \$22.”
- Be careful with the use of gender-specific pronouns (he, she) and other gender-specific words (chairman, manpower, man-months). Use inclusive language (e.g., she or he, they, chair, staff, staff-hours, person-years) that is gender-neutral. If necessary, you may be able to use “he” and “she” in alternating sentences, so that the two genders occur equally often [10].
- If possible, use the full (extended) alphabetic character set for names of persons, institutions, and places (e.g., Grønþæk, Lafrenière, Sánchez, Nguyễn, Universität, Weißenbach, Züllighoven, Århus, etc.). These characters are already included in most versions and variants of Times, Helvetica, and Arial fonts.

Figures

The examples on this and following pages should help you get a feel for how screen-shots and other figures should be placed in the template. Your document may use color figures (see Figures 1), which are included in the page limit; the figures must be usable when printed in black and white.

You can use the `command` to insert figures in the (left) margin of the document (see Figure 2). Finally, be sure to make images large enough so the important details are legible and clear (see Figure 3).

Tables

You can use tables inline with the text (see Table 1) or within the margin as shown in Table 2. Try to minimize the use of lines (especially vertical lines). \LaTeX will set the table font and captions sizes correctly; the latter must remain unchanged.

Accessibility

The Executive Council of SIGCHI has committed to making SIGCHI conferences more inclusive for researchers, practitioners, and educators with disabilities. As a part of this goal, the all authors are asked to work on improving the accessibility of their submissions. Specifically, we encourage authors to carry out the following five steps:

- Add alternative text to all figures
- Mark table headings
- Generate a tagged PDF
- Verify the default language
- Set the tab order to “Use Document Structure”

For links to instructions and resources, please see: <http://chi2016.acm.org/accessibility>

Unfortunately good tools do not yet exist to create tagged PDF files from LaTeX. \LaTeX users will need to carry out all of the above steps in the PDF directly using Adobe Acrobat, after the PDF has been generated.

For more information and links to instructions and resources, please see: <http://chi2016.acm.org/accessibility>.

So long as you don't type outside the right margin or bleed into the gutter, it's okay to put annotations over here on the left, too; this annotation is near Hawaii. You'll have to manually align the margin paragraphs to your \LaTeX floats using the `\vspace` command.

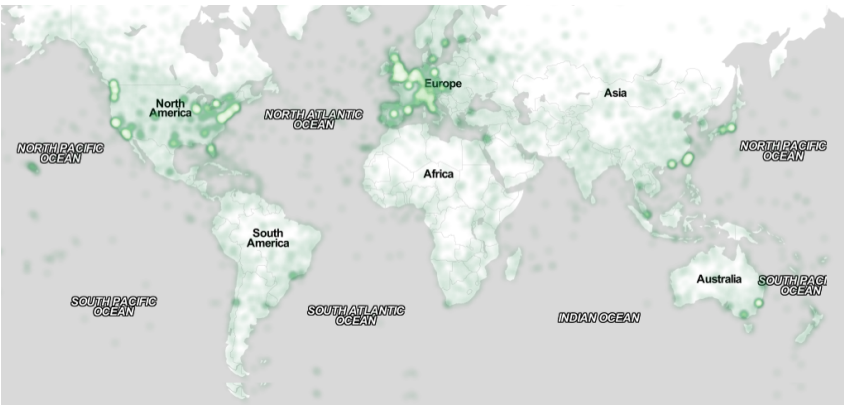



Figure 3: In this image, the map maximizes use of space. You can make figures as wide as you need, up to a maximum of the full width of both columns. Note that \LaTeX tends to render large figures on a dedicated page. Image:  ayman on Flickr.

	First	Location
Child	22.5	Melbourne
Adult	22.0	Bogotá
Gene	22.0	Palo Alto
John	34.5	Minneapolis

Table 2: A simple narrow table in the left margin space.

Producing and Testing PDF Files

We recommend that you produce a PDF version of your submission well before the final deadline. Your PDF file must be ACM DL Compliant and meet stated requirements, <http://www.sheridanprinting.com/sigchi/ACM-SIG-distilling-settings.htm>.

Test your PDF file by viewing or printing it with the same software we will use when we receive it, Adobe Acrobat Reader Version 10. This is widely available at no cost. Note that most reviewers will use a North American/European version of Acrobat reader, so please check your PDF accordingly.

Acknowledgements

We thank all the volunteers, publications support, staff, and authors who wrote and provided helpful comments on previous versions of this document. As well authors 1, 2, and 3 gratefully acknowledge the grant from NSF (#1234–2222–

ABC). Author 4 for example may want to acknowledge a supervisor/manager from their original employer. This whole paragraph is just for example. Some of the references cited in this paper are included for illustrative purposes only.

References Format

Your references should be published materials accessible to the public. Internal technical reports may be cited only if they are easily accessible and may be obtained by any reader for a nominal fee. Proprietary information may not be cited. Private communications should be acknowledged in the main text, not referenced (e.g., [Golovchinsky, personal communication]). References must be the same font size as other body text. References should be in alphabetical order by last name of first author. Use a numbered list of references at the end of the article, ordered alphabetically by last name of first author, and referenced by numbers in brackets. For papers from conference proceedings, include

the title of the paper and the name of the conference. Do not include the location of the conference or the exact date; do include the page numbers if available.

References should be in ACM citation format: http://www.acm.org/publications/submissions/latex_style. This includes citations to Internet resources [4, 3, 9] according to ACM format, although it is often appropriate to include URLs directly in the text, as above. Example reference formatting for individual journal articles [2], articles in conference proceedings [7], books [10], theses [11], book chapters [12], an entire journal issue [6], websites [1, 3], tweets [4], patents [5], games [8], and online videos [9] is given here. See the examples of citations at the end of this document and in the accompanying BibTeX document. This formatting is a edited version of the format automatically generated by the ACM Digital Library (<http://dl.acm.org>) as “ACM Ref”. DOI and/or URL links are optional but encouraged as are full first names. Note that the Hyperlink style used throughout this document uses blue links; however, URLs in the references section may optionally appear in black.

REFERENCES

1. ACM. 1998. How to Classify Works Using ACM's Computing Classification System. (1998).
http://www.acm.org/class/how_to_use.html.
2. R. E. Anderson. 1992. Social Impacts of Computing: Codes of Professional Ethics. *Social Science Computer Review December* 10, 4 (1992), 453–469. DOI:
<http://dx.doi.org/10.1177/089443939201000402>
3. Anna Cavender, Shari Trewin, and Vicki Hanson. 2014. Accessible Writing Guide. (2014).
<http://www.sigaccess.org/welcome-to-sigaccess/resources/accessible-writing-guide/>.
4. @_CHINOSAUR. 2014. "VENUE IS TOO COLD" #BINGO #CHI2014. Tweet. (1 May 2014). Retrieved February 2, 2015 from https://twitter.com/_CHINOSAUR/status/461864317415989248.
5. Morton L. Heilig. 1962. Sensorama Simulator. U.S. Patent 3,050,870. (28 August 1962). Filed February 22, 1962.
6. Jofish Kaye and Paul Dourish. 2014. Special issue on science fiction and ubiquitous computing. *Personal and Ubiquitous Computing* 18, 4 (2014), 765–766. DOI:
<http://dx.doi.org/10.1007/s00779-014-0773-4>
7. Scott R. Klemmer, Michael Thomsen, Ethan Phelps-Goodman, Robert Lee, and James A. Landay. 2002. Where Do Web Sites Come from?: Capturing and Interacting with Design History. In *Proceedings of the SIGCHI Conference on Human Factors in Computing Systems (CHI '02)*. ACM, New York, NY, USA, 1–8. DOI:
<http://dx.doi.org/10.1145/503376.503378>
8. Nintendo R&D1 and Intelligent Systems. 1994. *Super Metroid*. Game [SNES]. (18 April 1994). Nintendo, Kyoto, Japan. Played August 2011.
9. Psy. 2012. Gangnam Style. Video. (15 July 2012). Retrieved August 22, 2014 from
<https://www.youtube.com/watch?v=9bZkp7q19f0>.
10. Marilyn Schwartz. 1995. *Guidelines for Bias-Free Writing*. ERIC, Bloomington, IN, USA.
11. Ivan E. Sutherland. 1963. *Sketchpad, a Man-Machine Graphical Communication System*. Ph.D. Dissertation. Massachusetts Institute of Technology, Cambridge, MA.
12. Langdon Winner. 1999. *The Social Shaping of Technology* (2nd ed.). Open University Press, UK, Chapter Do artifacts have politics?, 28–40.